

Leather-like fabrics

Care

Avoid:

- Excessive contact with water and fats; immediately use a paper towel after cleaning to dry the surface of the fabric.
- Use leather cleaning and maintenance products.
- Excessive rubbing (e.g. during cleaning), as such can damage the structure of the fabric.
- Use sharp brushes, scrapers and sponges with a rough surface.
- Exposing the fabric to direct sunlight.
- Exposing the fabric to heat sources.
Keep a distance of at least 150 cm from the source.
- Contact of the fabric with hot objects (dishes, iron, dryer, etc.).
- Use of chemicals (bleachers, solvents, cleaning agents, alcohol-based agents).
- Contact with other fabrics that tend to migrate colour (jeans, fabrics in intense colours).
- Leaving spills and stains for a long time.



 **Lech**

It works!

 **LechTech**

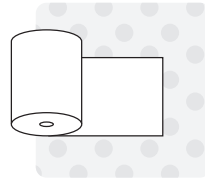
Leather-like fabrics

Cleaning




Remove stains and dirt as soon as possible!

This will guarantee better results of their removal.



Dry with a paper towel

Dry the fabric with a paper towel immediately after cleaning.



Collect the remains

Collect the remaining dirt from the surface of the fabric:


- Liquid soiling: ketchup, mayonnaise, yoghurt, etc. should be collected with a spoon.



Never use a dryer, iron, fan heater, etc. to dry the fabric.




- Dry soiling: dust, powder, ash, etc. should be removed with a vacuum cleaner. Do not use water for removing dry soiling. Only when all the dry content of soiling has been removed from the surface of the fabric, the surface can be wiped with a damp cloth.

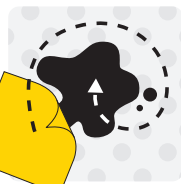


Maintain proper humidity.

Maintain adequate humidity in the area (about 40% - 60%).



- Wet stains: juice, coffee, wine, carbonated drinks, etc.: dry the surface immediately after the spill with an absorbent paper towel, applying it to the spill area without applying much pressure.



Wipe with a cloth

Use a clean, damp cloth, preferably a microfiber cloth; apply circular motions, with low pressure, from the outside to the inside of the stain. Remember to rotate the cloth over the clean areas at all times so as not to spread the soiled surface. If these activities do not bring satisfactory results, spray the stain again with a solution of water and grey soap. After a while, wipe again with a cloth.



 Lech

It works!

 LechTech