

Boucle-type fabrics

Care

Avoid:

- Excessive rubbing (e.g. during cleaning), as such can damage the structure of the fabric.
- Exposing the fabric to direct sunlight.
- Exposing the fabric to heat sources. Keep a distance of at least 150 cm from the source.
- Contact of the fabric with hot objects (dishes, iron, dryer, etc.).
- Using chemicals (bleachers, solvents, cleaners, other than grey soap).
- Using brushes, scrapers and sponges with a rough surface.
- Contact with other fabrics that tend to migrate colour (jeans, fabrics in intense colours).
- Covering with a blanket or bedspread, which can accelerate the wear of the fabric and cause a peening effect.
- Leaving stains for a longer time




 **Lech**

It works!

 **LechTech**

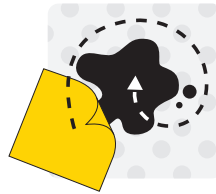
Boucle-type fabrics

Cleaning




Remove stains and dirt as soon as possible!

This will guarantee better results of their removal.



Wipe with a cloth

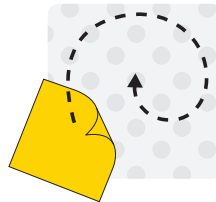
Use a clean, damp cloth, preferably a microfiber cloth; apply circular motions, with low pressure, from the outside to the inside of the stain. Remember to rotate the cloth over the clean areas at all times so as not to spread the soiled surface. If these activities do not bring satisfactory results, spray the stain again with a solution of water and grey soap. After a while, wipe again with a cloth.



Collect the remains

Collect the remaining dirt from the surface of the fabric:

- Liquid soiling: ketchup, mayonnaise, yoghurt, etc. should be collected with a spoon.
- Dry soiling: dust, powder, ash, etc. should be removed with a vacuum cleaner. Do not use water for removing dry soiling. Only when all the dry content of soiling has been removed from the surface of the fabric, the surface can be wiped with a damp cloth.



Rinse with water

When cleaning is complete, "rinse" the soap residue from the fabric. Repeat it several times with a clean, well-moistened cloth. After washing off the soap residue, the area around the cleaned surface should be wiped with a damp (well wrung) cloth, thus increasing the wetting surface to keep it evenly moistened.

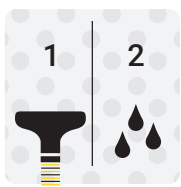



- Wet stains: juice, coffee, wine, carbonated drinks, etc.: dry the surface immediately after the spill with an absorbent paper towel, applying it to the spill area without applying much pressure.



Leave to dry

After cleaning, leave the fabric to air dry. Never use a dryer, iron, fan heater, etc. to dry the fabric.



Vacuum the fabric

Before starting the "wet" cleaning, vacuum the surface of the fabric with a vacuum cleaner so that dust particles do not enlarge the soiled area when in contact with water.



Spray with water

Spray the stained area with a solution of water and grey soap, leave it for a while and allow it to react with the stain.



 Lech

It works!

 LechTech